

DIVISION (T) TERRIFIC SPECIAL CLASS

Chairperson: Victoria Brookes 604 796 2423

NO ENTRIES ACCEPTED AFTER 9PM THURSDAY, SEPTEMBER 5, 2024

All exhibits must be in place, ready for judging by 9pm Thursday, Sept 12, 2024

Exhibits not picked up at 7-7:30pm on Fair Day will be donated to the auction

Prize Money

(except where otherwise noted)

1st	2nd	3rd
\$4.00	\$3.00	\$2.00

CLASS: CORN

1. Largest sweet corn cob
2. Largest forage corn cob
3. Best decorated corn cob
4. Best ornamental corn arrangement
5. Corn husk doll
6. Corn meal muffins (6)
7. Corn chowder, canned, 500mL or 1L
8. Pickled corn, min. 200mL
9. Corn themed craft, age 13-17
10. Corn themed craft, age 6-12

CLASS: HOW DOES YOUR GARDEN GROW?

11. **Eggs**, most colourful dozen of any kind, judged on appearance only
12. **Squash and/or Pumpkins**, three different types, named
13. **Tomatoes**, three different types, named
14. **Garden Hat** (new, old, handmade, or purchased), decorated to wear while out in the garden.
15. **Fairy Garden**, not to exceed 1'x1', age 18+ only
16. **Paper Plate Garden Craft**, age 6-12
17. **How Our Garden Grows** One entry per family, age 16 years and under only.

Prize Money: 1st \$50 2nd \$30 3rd \$20

1) Plant and maintain a garden that includes four different crops.

Crops must include ONE type of flower and THREE different categories of vegetables. Crops can be grown in pots or directly in soil.

Flowers: any type planted from seed, minimum 3 plants.

Vegetables: any 3 different types, planted from seed. Types can include but are not limited to: root vegetables (i.e. carrots or beets, minimum 30 cm row), leafy vegetables (i.e. lettuce or kale, minimum 3 plants), legumes (i.e. beans or peas, minimum 3 plants), cucurbits (i.e. cucumber, squash, pumpkin, 1 plant).

2) Keep a simple one-page journal of your garden that includes:

Crops and varieties grown (i.e. radishes, variety Cherry Belle)

Seeding and harvest dates of your crops

Garden maintenance routine

Describe any challenges or pests that you encountered

3) **Photograph your garden three times during the growing season and include the photographs in your journal.**

Photograph 1: One month after planting

Photograph 2: Mid-season


Photograph 3: Photograph vegetable crops when they are mature and when flowers are in blossom.

4) **Create a “Welcome to our Garden” sign.** Can be made of paper or other material.

Sample journal page (PDF can be found at www.agassizfallfair.com)

sketch your plant here


PLANT RECORD


Name: _____
Date Planted: _____
Date Harvested: _____
Pests or Problems: _____
 _____
Other Notes: _____

_____ 

sketch your plant here


PLANT RECORD


Name: _____
Date Planted: _____
Date Harvested: _____
Pests or Problems: _____
 _____
Other Notes: _____

_____ 

sketch your plant here


PLANT RECORD

Name: _____
Date Planted: _____
Date Harvested: _____
Pests or Problems: _____
 _____
Other Notes: _____

_____ 

sketch your plant here

PLANT RECORD

Name: _____
Date Planted: _____
Date Harvested: _____
Pests or Problems: _____
 _____
Other Notes: _____

_____ 